



**2019 - Promotion of European Works Online - Demand by Country (project leader + partners) - Submitted/Selected projects**

Organisation country code	Organisation country name	Number of organisations involved in submitted projects	Total amount requested by organisations involved in submitted projects	Number of organisations involved in selected projects	Total amount granted to organisations involved in selected projects	Country organisation success rate
AT	Austria	4	301.764,00 €	2	150.000,00 €	50,00%
BA	Bosnia and Herzegovina	1	9.129,24 €	1	9.129,24 €	100,00%
BE	Belgium	3	714.600,00 €	3	714.600,00 €	100,00%
BG	Bulgaria	1	12.111,00 €	1	12.111,00 €	100,00%
CZ	Czech Republic	8	1.704.712,05 €	4	312.712,05 €	50,00%
DE	Germany	14	2.367.403,95 €	4	395.953,67 €	28,57%
DK	Denmark	8	1.316.501,27 €	4	705.821,47 €	50,00%
ES	Spain	4	645.057,98 €	3	490.057,98 €	75,00%
FI	Finland	1	12.000,00 €			
FR	France	27	5.654.341,12 €	17	3.414.438,15 €	62,96%
GR	Greece	2	63.359,03 €	2	63.359,03 €	100,00%
HR	Croatia	1	20.760,00 €	1	20.760,00 €	100,00%
HU	Hungary	1	16.281,00 €	1	16.281,00 €	100,00%
IE	Ireland	3	232.020,00 €	1	194.520,00 €	33,33%
IT	Italy	7	950.599,00 €			
LT	Lithuania	1	37.577,54 €	1	37.577,54 €	100,00%
LU	Luxembourg	1	65.000,00 €	1	65.000,00 €	100,00%
LV	Latvia	1	11.389,08 €	1	11.389,08 €	100,00%
MK*	Republic of North Macedonia	2	284.788,47 €	2	284.788,47 €	100,00%

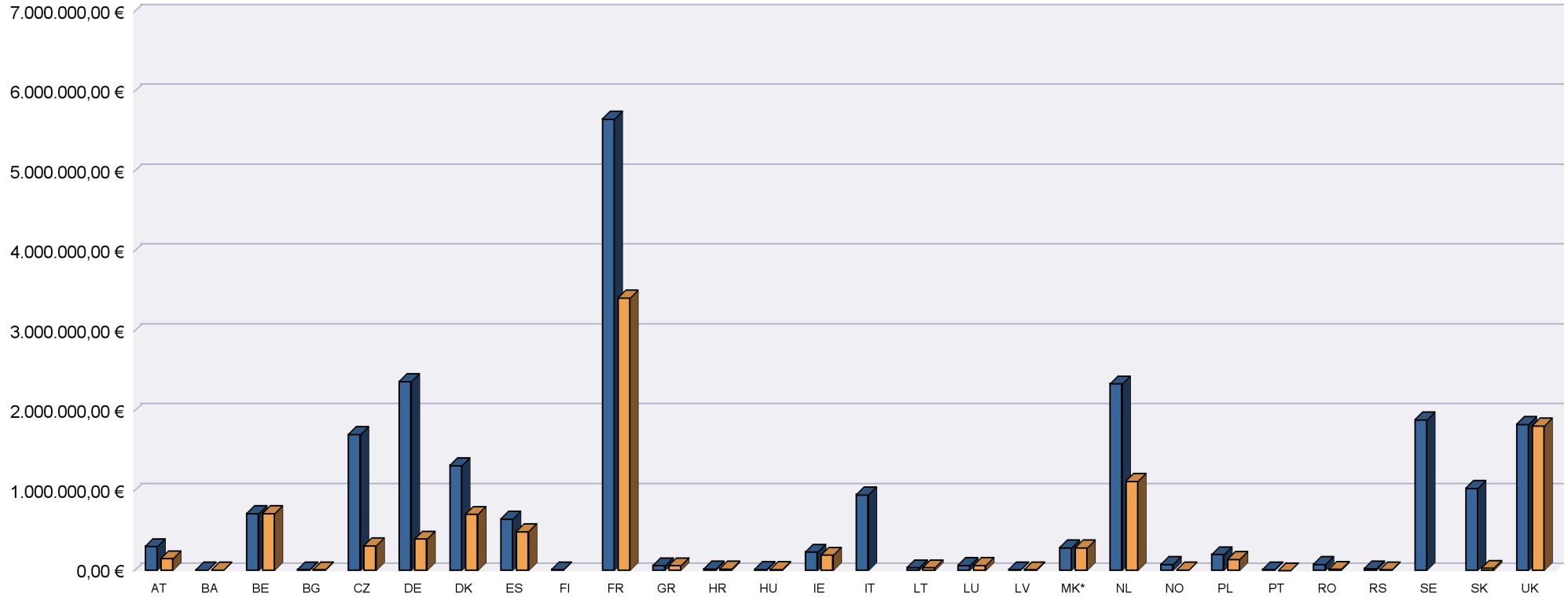


Organisation country code	Organisation country name	Number of organisations involved in submitted projects	Total amount requested by organisations involved in submitted projects	Number of organisations involved in selected projects	Total amount granted to organisations involved in selected projects	Country organisation success rate
NL	Netherlands	9	2.338.640,78 €	3	1.120.862,00 €	33,33%
NO	Norway	2	77.532,52 €	1	7.860,00 €	50,00%
PL	Poland	4	200.000,00 €	3	140.000,00 €	75,00%
PT	Portugal	2	12.000,00 €	1	0,00 €	50,00%
RO	Romania	2	78.000,00 €	1	18.000,00 €	50,00%
RS	Serbia	2	23.572,69 €	1	11.572,69 €	50,00%
SE	Sweden	4	1.889.954,20 €			
SK	Slovakia	3	1.030.913,00 €	2	30.913,00 €	66,67%
UK	United Kingdom	4	1.831.545,69 €	3	1.813.545,69 €	75,00%
	Sum :	122	21.901.553,61 €	64	10.041.252,06 €	52,46%

\* Provisional code which does not prejudice in any way the definitive nomenclature for this country, which will be agreed following the conclusion of negotiations currently taking place under the auspices of the United Nations.



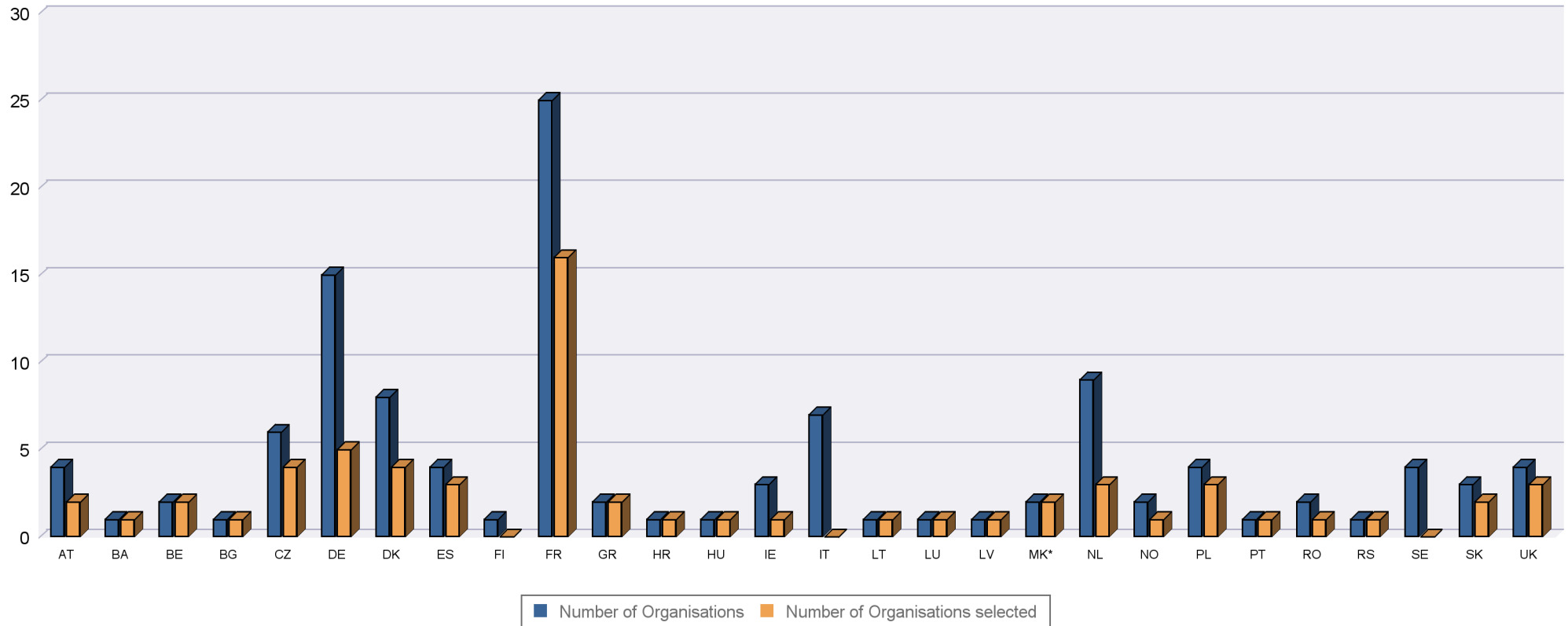
2019 - Promotion of European Works Online - Demand by Country (project leader + partners) - Submitted/Selected projects



\* Provisional code which does not prejudice in any way the definitive nomenclature for this country, which will be agreed following the conclusion of negotiations currently taking place under the auspices of the United Nations.



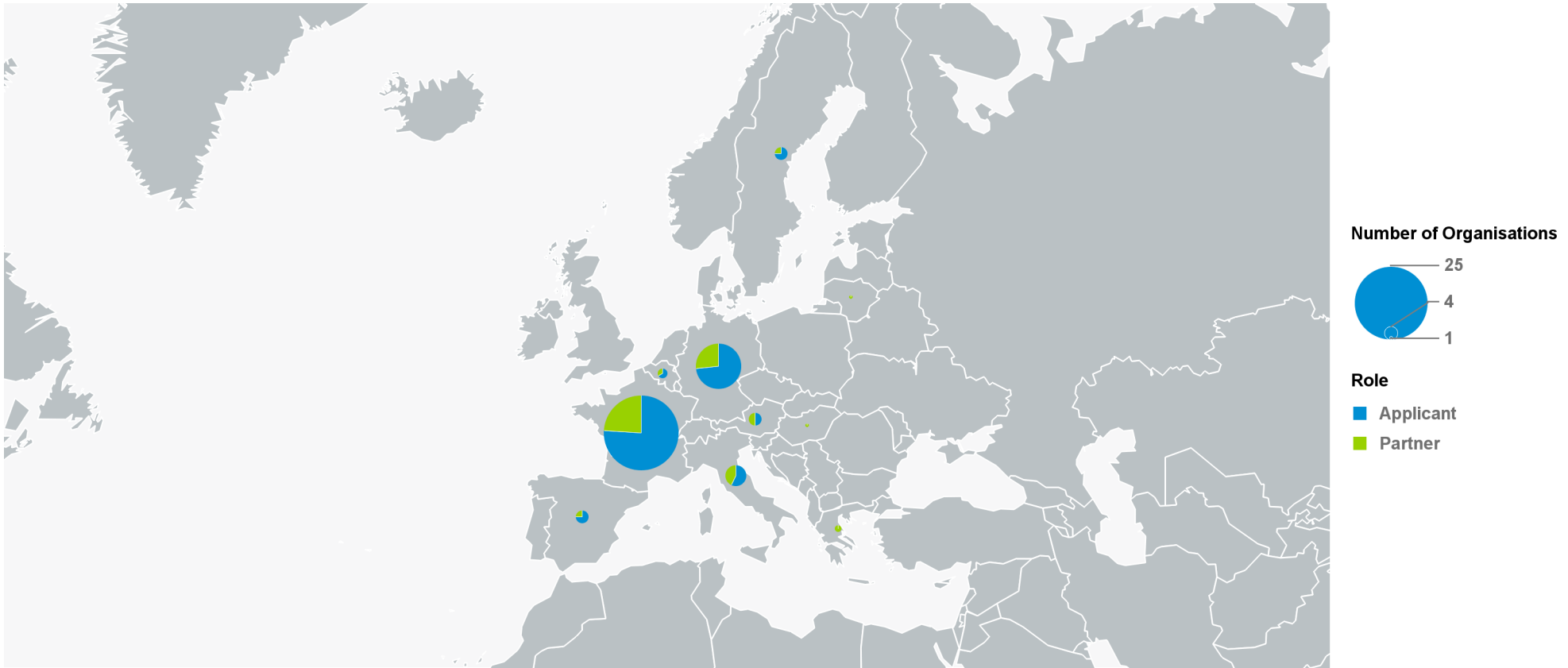
2019 - Promotion of European Works Online - Organisations by Country (project leader + partners) - Submitted/Selected projects



\* Provisional code which does not prejudice in any way the definitive nomenclature for this country, which will be agreed following the conclusion of negotiations currently taking place under the auspices of the United Nations.



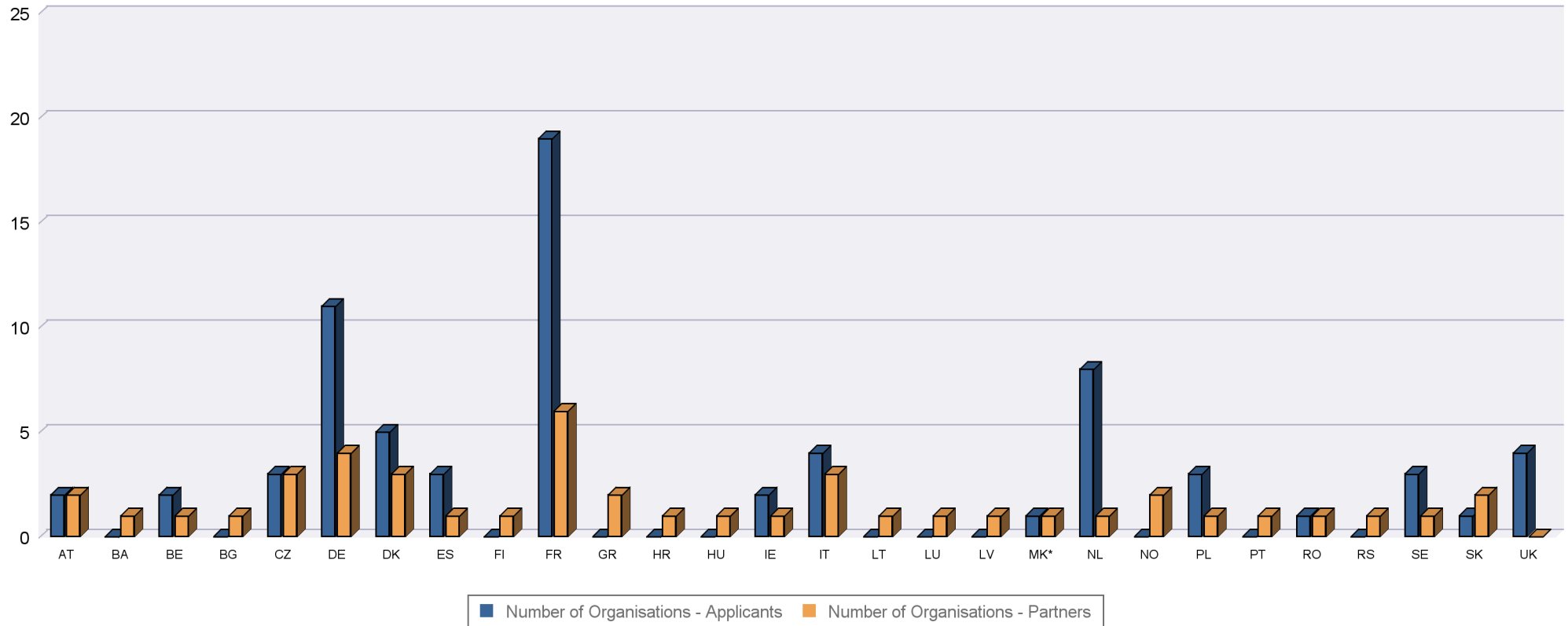
2019 - Promotion of European Works Online - Organisations by Country - Submitted Projects



\* Provisional code which does not prejudice in any way the definitive nomenclature for this country, which will be agreed following the conclusion of negotiations currently taking place under the auspices of the United Nations.



2019 - Promotion of European Works Online - Organisations by Country (project leader + partners) - Submitted projects



\* Provisional code which does not prejudice in any way the definitive nomenclature for this country, which will be agreed following the conclusion of negotiations currently taking place under the auspices of the United Nations.