



**2019 - - Demand by Country (project leader + partners) - Submitted/Selected projects**

Organisation country code	Organisation country name	Number of organisations involved in submitted projects	Total amount requested by organisations involved in submitted projects	Number of organisations involved in selected projects	Total amount granted to organisations involved in selected projects	Country organisation success rate
AT	Austria	5	309.995,40 €	3	140.515,40 €	60,00%
BA	Bosnia and Herzegovina	1	8.112,00 €	1	8.112,00 €	100,00%
BE	Belgium	14	794.979,31 €	5	188.421,00 €	35,71%
BG	Bulgaria	1	28.272,00 €			
CH	Switzerland	1	50.825,00 €			
CY	Cyprus	4	193.915,38 €			
CZ	Czech Republic	5	344.250,00 €			
DE	Germany	24	909.565,42 €	5	245.616,80 €	20,83%
DK	Denmark	4	446.260,98 €			
EE	Estonia	3	125.576,40 €			
ES	Spain	18	1.048.949,86 €	2	95.141,00 €	11,11%
FI	Finland	6	247.886,20 €			
FR	France	38	2.035.639,36 €	8	281.963,60 €	21,05%
GE	Georgia	1	0,00 €			
GR	Greece	10	573.811,31 €	1	57.131,00 €	10,00%
HR	Croatia	11	704.547,72 €	1	62.673,60 €	9,09%
HU	Hungary	5	351.257,00 €			
IE	Ireland	1	0,00 €			
IS	Iceland	2	65.150,00 €			

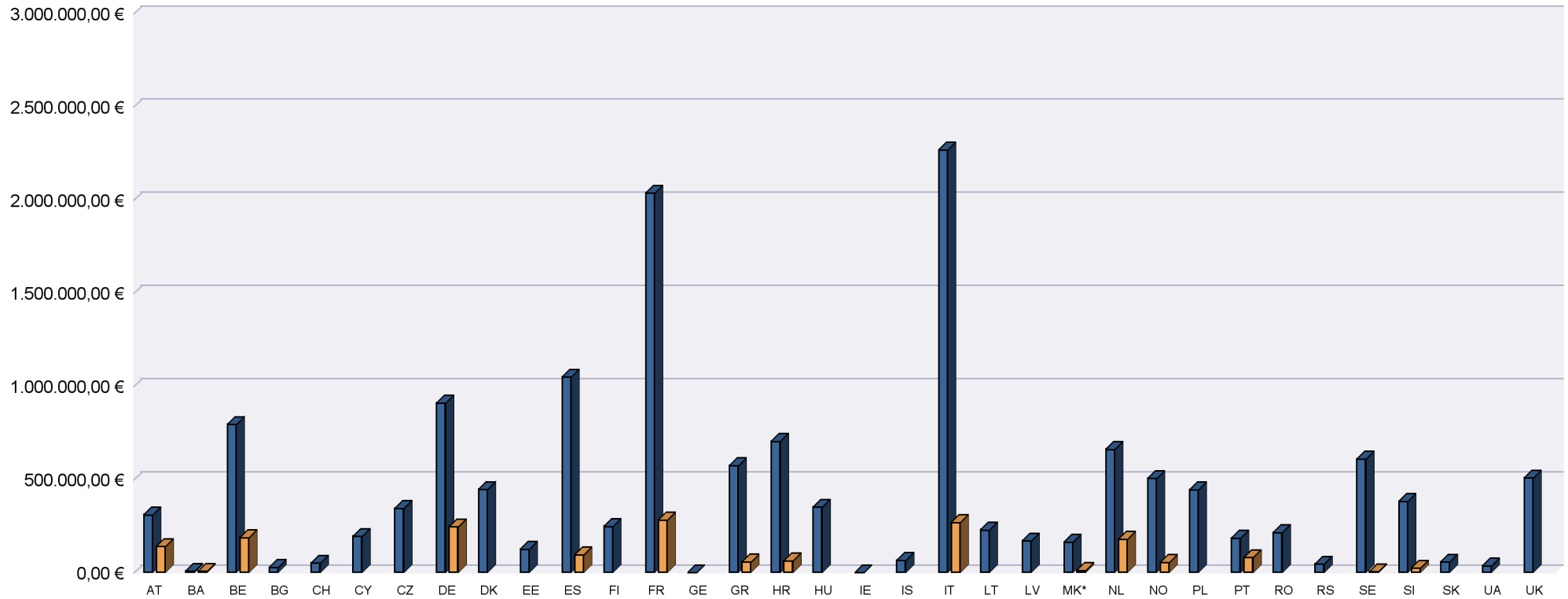


Organisation country code	Organisation country name	Number of organisations involved in submitted projects	Total amount requested by organisations involved in submitted projects	Number of organisations involved in selected projects	Total amount granted to organisations involved in selected projects	Country organisation success rate
IT	Italy	29	2.266.718,89 €	7	268.795,10 €	24,14%
LT	Lithuania	2	228.888,04 €			
LV	Latvia	2	169.842,00 €			
MK*	Republic of North Macedonia	4	163.822,13 €	1	11.096,50 €	25,00%
NL	Netherlands	11	661.522,43 €	2	179.164,40 €	18,18%
NO	Norway	9	505.145,75 €	1	54.547,00 €	11,11%
PL	Poland	11	444.308,29 €			
PT	Portugal	4	184.596,91 €	1	80.664,00 €	25,00%
RO	Romania	6	215.255,16 €			
RS	Serbia	3	45.566,50 €			
SE	Sweden	10	609.021,93 €	1	4.974,00 €	10,00%
SI	Slovenia	8	381.616,37 €	1	24.039,60 €	12,50%
SK	Slovakia	3	56.484,00 €			
UA	Ukraine	1	35.645,98 €			
UK	United Kingdom	9	507.681,13 €			
	Sum :	266	14.715.108,85 €	40	1.702.855,00 €	15,04%

\* Provisional code which does not prejudice in any way the definitive nomenclature for this country, which will be agreed following the conclusion of negotiations currently taking place under the auspices of the United Nations.



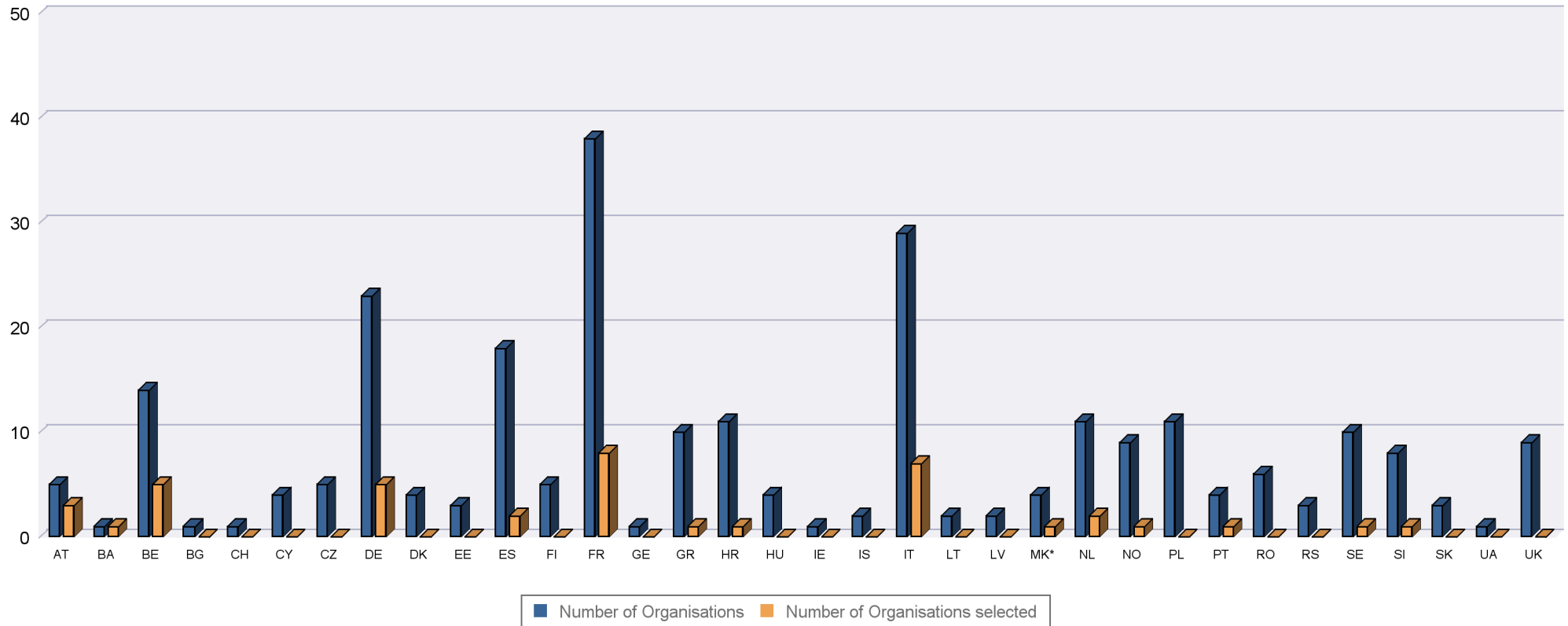
2019 - - Demand by Country (project leader + partners) - Submitted/Selected projects



\* Provisional code which does not prejudice in any way the definitive nomenclature for this country, which will be agreed following the conclusion of negotiations currently taking place under the auspices of the United Nations.



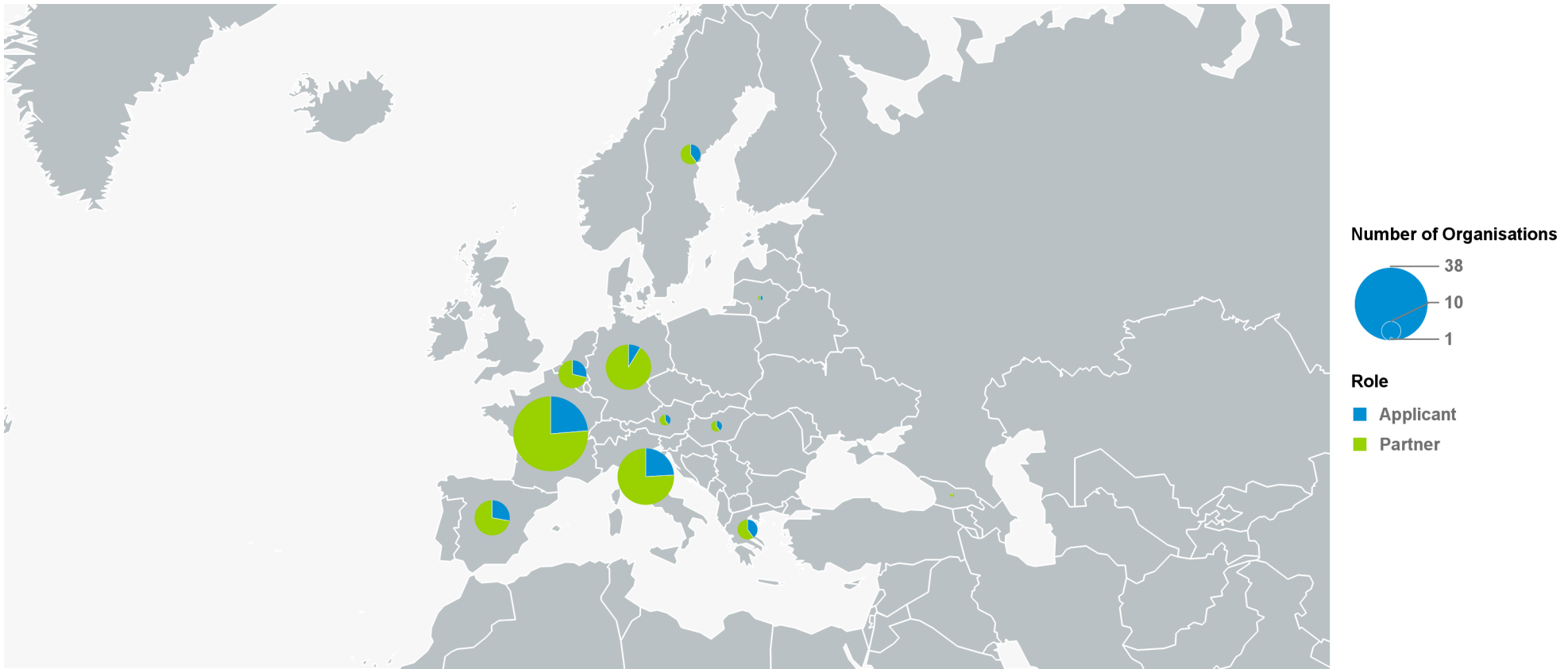
2019 - - Organisations by Country (project leader + partners) - Submitted/Selected projects



\* Provisional code which does not prejudice in any way the definitive nomenclature for this country, which will be agreed following the conclusion of negotiations currently taking place under the auspices of the United Nations.



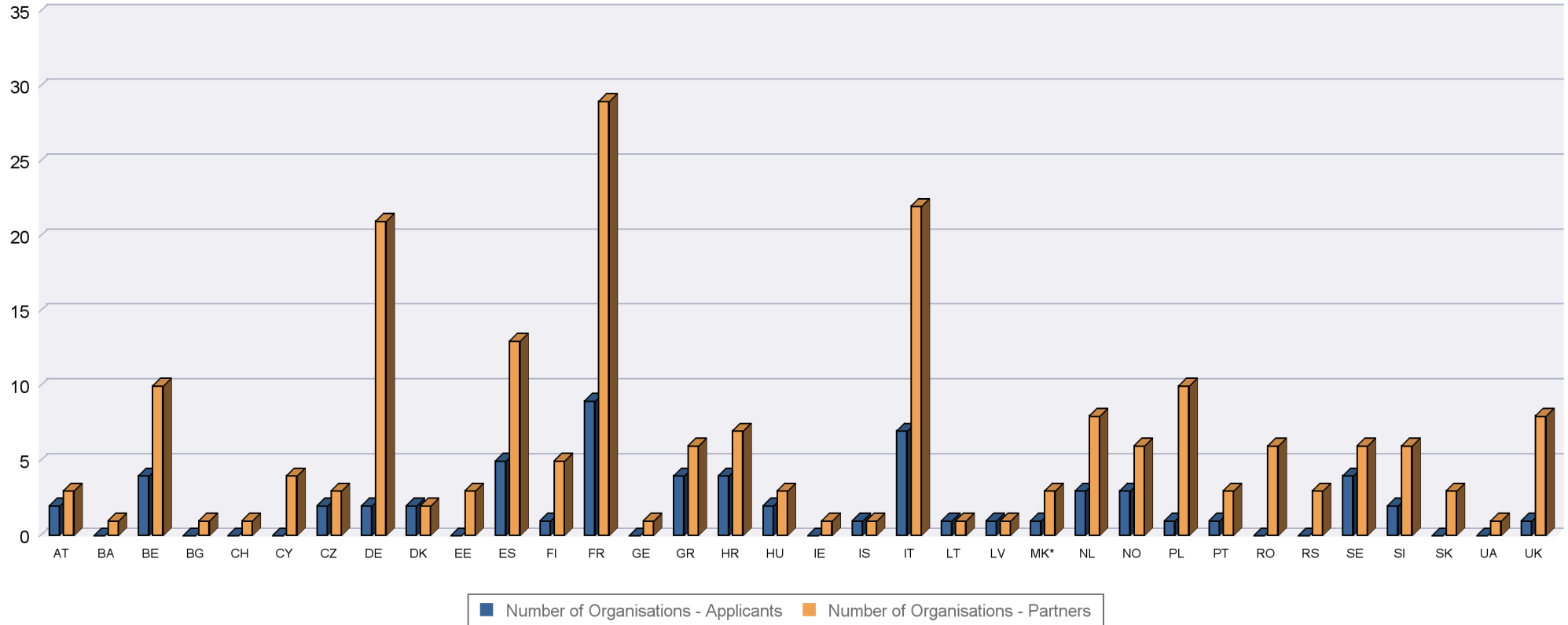
2019 - - Organisations by Country - Submitted Projects



\* Provisional code which does not prejudice in any way the definitive nomenclature for this country, which will be agreed following the conclusion of negotiations currently taking place under the auspices of the United Nations.



2019 - - Organisations by Country (project leader + partners) - Submitted projects



\* Provisional code which does not prejudice in any way the definitive nomenclature for this country, which will be agreed following the conclusion of negotiations currently taking place under the auspices of the United Nations.